

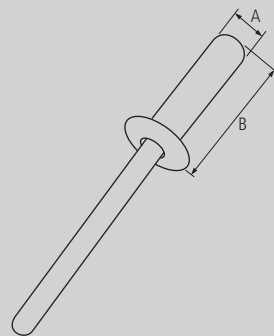
## REMACHES DE ALUMINIO ALUMINIUM RIVETS

### REMACHES ALUMINIO DE ALA NORMAL ALUMINIUM RIVETS WITH NORMAL RIM

#### REMACHES DE ALA NORMAL RIVETS WITH NORMAL RIM



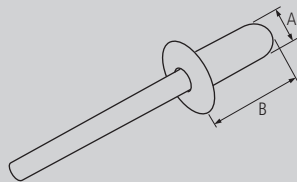
\* Ref. JRH



Material	Peso	Acabado	Diámetro (A)	B	Ref.
Aluminio			4.8ø	8	JRH *
Aluminio			4.8ø	10	JRI
Aluminio			4.8ø	12	JRJ
Aluminio			4.8ø	14	JRK
Aluminio			4.8ø	16	JRL
Aluminio			4.8ø	18	JRM
Aluminio			4.8ø	21	JRN
Aluminio			4.8ø	24	JRÑ
Aluminio			4.8ø	25	JRX
Aluminio			4.8ø	30	JRY

Nota

#### REMACHE DE ALA NORMAL ESPECIAL PARA CARTOLAS ALUMINIO RIVET WITH NORMAL RIM SPECIALLY MADE FOR ALUM. DROPSIDES



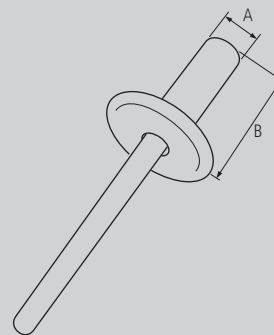
Material	Peso	Acabado	Diámetro (A)	B	Ref.
Aluminio			6.4ø	12	JREA

Nota

### REMACHES ALUMINIO DE ALA ANCHA ALUMINIUM RIVETS WITH WIDE RIM



\* Ref. JRU



Material	Peso	Acabado	Diámetro (A)	B	Ref.
Aluminio			4.8ø	10	JRU *
Aluminio			4.8ø	12	JRO
Aluminio			4.8ø	14	JRP
Aluminio			4.8ø	16	JRQ
Aluminio			4.8ø	18	JRR
Aluminio			4.8ø	21	JRS
Aluminio			4.8ø	24	JRT
Aluminio			4.8ø	30	JRV
Aluminio			5ø	25	JRZ

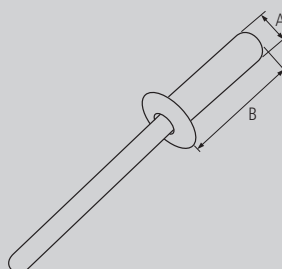
Nota

## REMACHES DE ACERO STEEL RIVETS

### REMACHES ACERO DE ALA NORMAL STEEL RIVET WITH NORMAL RIM



\* Ref. JRA612



Material	Peso	Acabado	Diámetro (A)	B	Ref.
Acero			6.4ø	12.5	JRA612 *
Acero			6.4ø	18	JRA618
Acero			6.4ø	25	JRA625

Nota