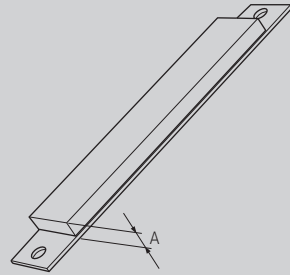


# SILEMBLOCK CHASIS CHASSIS SILEMBLOCK

## SILEMBLOCK CHASIS (ACERO / GOMA) CHASSIS SILEMBLOCK (STEEL / RUBBER)

### SILEMBLOCK CHASIS (ACERO / GOMA) CHASSIS SILEMBLOCK (STEEL / RUBBER)

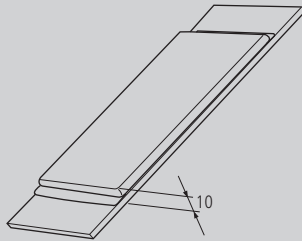


Material	Peso	Acabado	Grosor (A)	Ref.
Acero / Goma	0.65kg		10	GSV1
Acero / Goma	1.29kg		20	GSV2 *
Acero / Goma	1.49kg		30	GSV3
Acero / Goma	1.68kg		40	GSV4
Acero / Goma	2.12kg		60	GSV6
Acero / Goma	2.50kg		80	GSV8

Nota

## SILEMBLOCK CHASIS (ALUMINIO / GOMA) CHASSIS SILEMBLOCK (ALUMINUM / RUBBER)

### SILEMBLOCK CHASIS (ALUMINIO / GOMA) CHASSIS SILEMBLOCK (ALUMINUM / RUBBER)



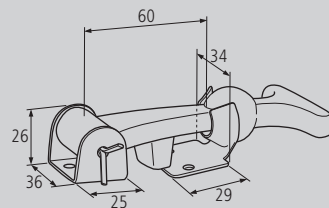
Material	Peso	Acabado	Grosor	Ref.
Aluminio / Goma	0.27kg		10	GSVA *

Nota

# GOMA SUJETACAPOT RUBBER BONNET CATCH

## GOMA SUJETACAPOT RUBBER BONNET FASTENINGS

### GOMA SUJETACAPOT (COMPLETO) RUBBER BONNET CATCH (COMPLETE)



Material	Peso	Acabado	Extra	Ref.
Goma / Acero	0.88kg			GSC

Nota