

SINFINES ELEVARRUEDAS WHEEL LIFTING WORM GEAR

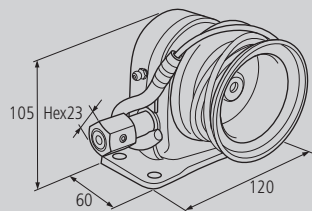
SINFINES ELEVARRUEDAS WHEEL LIFTING WORM GEAR

SINFÍN REF. 108 WORM GEAR REF. 108

SINFÍN ELEVADOR DE RUEDA REF. 108
WHEEL LIFTING WORM GEAR REF. 108



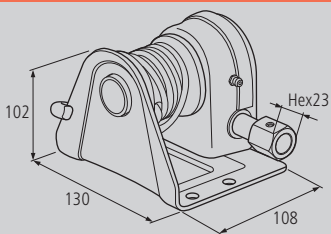
* Ref. ESA6



Material	Peso	Acabado	Extra	Ref.
Acero	2.00kg	Pintado		ESA
Acero	2.34kg	Pintado	Con sirga de 6m.	ESA6 *
Nota				

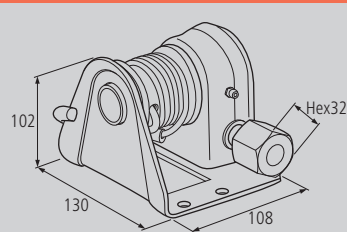
SINFÍN REF. 108A WORM GEAR REF. 108A

SINFÍN ELEVADOR DE RUEDA REF. 108A (HEXÁGONO 23)
WHEEL LIFTING WORM GEAR REF. 108A (HEXAGON 23)



Material	Peso	Acabado	Extra	Ref.
Acero	1.84kg			ESCP
Nota				

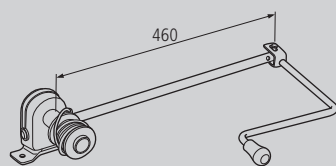
SINFÍN ELEVADOR DE RUEDA REF. 108A (HEXÁGONO 32)
WHEEL LIFTING WORM GEAR REF. 108A (HEXAGON 32)



Material	Peso	Acabado	Extra	Ref.
Acero	1.96kg			ESCG
Nota				

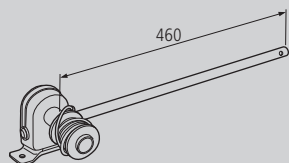
SINFÍN DE MANIVELA PARA SOPORTE RUEDA Nº2 HANDLE-TYPE WORM GEAR FOR WHEEL BRACKET No. 2

SINFÍN CON TUBO Y MANIVELA
WORM GEAR WITH TUBE AND HANDLE



Material	Peso	Acabado	Extra	Ref.
Acero	2.32kg	Pintado		ESS2
Nota				

SINFÍN CON TUBO SIN MANIVELA
WORM GEAR WITH TUBE WITHOUT HANDLE



Material	Peso	Acabado	Extra	Ref.
Acero	1.78kg	Pintado		ESS2S
Nota				